

Fonterra Online Meeting Guide 2023

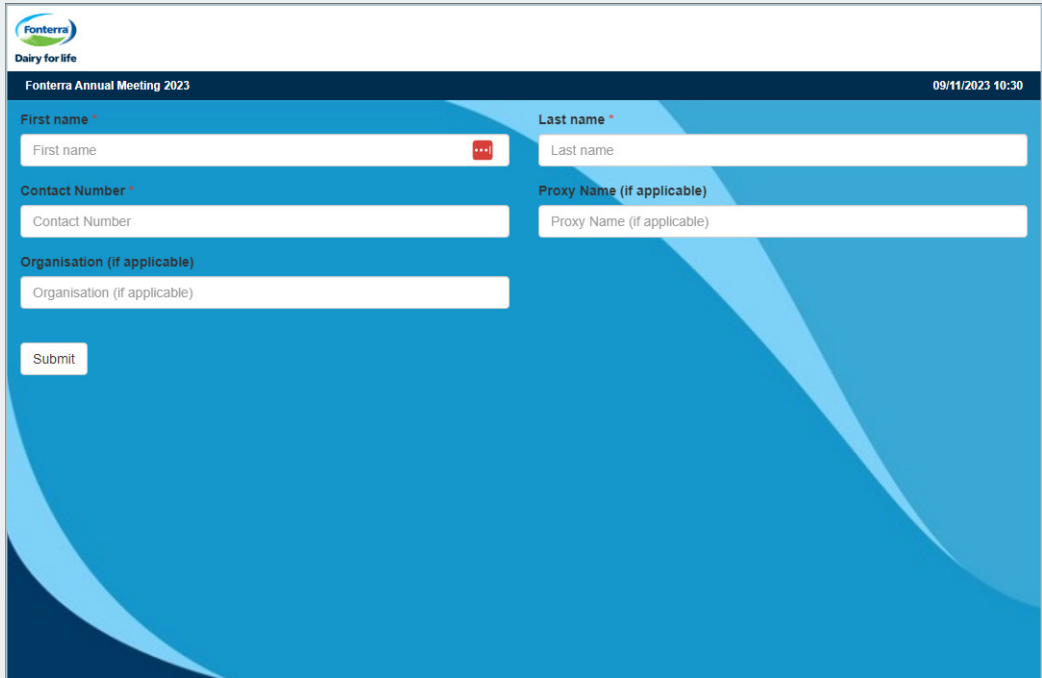
Before you begin

Ensure your operating system (desktop, mobile) and browser is supported:

Browsers	Desktop operating systems	Mobile operating systems
<ul style="list-style-type: none">• Google Chrome (two latest versions)• Microsoft Internet Explorer 11• Microsoft Edge (two latest versions)• Firefox (two latest versions)• Safari (two latest versions)	<ul style="list-style-type: none">• Windows 7 (latest service pack)• Windows 8.1 (latest service pack)• Windows 10 (latest version)• OS X 10.11 El Capitan• macOS 10.12 Sierra• macOS 10.13 High Sierra	<ul style="list-style-type: none">• iOS 10 and above• Android 4.4 and above

To access the meeting online click on the link below, or copy and paste the link to your browser:

<https://edge.media-server.com/mmc/go/AnnualMeeting2023>



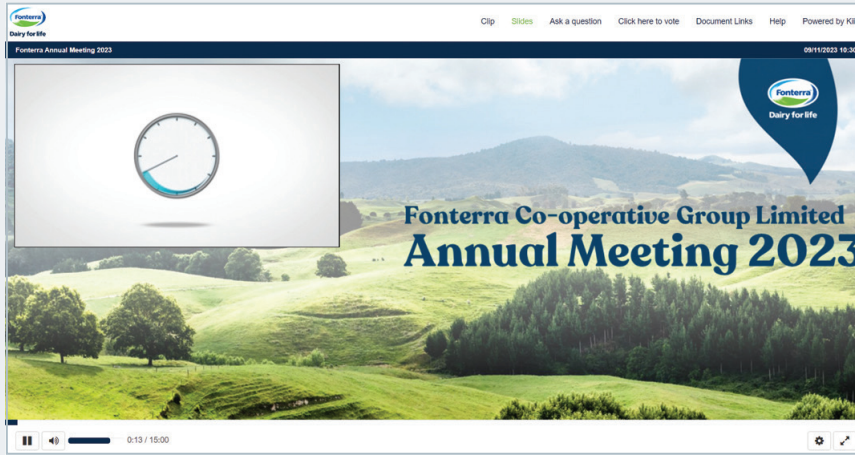
The screenshot shows a registration form for the 'Fonterra Annual Meeting 2023'. At the top left is the Fonterra logo with the tagline 'Dairy for life'. The page title is 'Fonterra Annual Meeting 2023' and the time is '09/11/2023 10:30'. The form contains the following fields: 'First name *', 'Last name *', 'Contact Number *', 'Proxy Name (if applicable)', and 'Organisation (if applicable)'. Each field has a corresponding input box. A 'Submit' button is located at the bottom left of the form area.

Enter your First Name, Last Name, and Contact Number. These fields are mandatory.

If you are a Proxy, enter your name.

If you are an invitee from another organisation, enter the name of the company.

Click on "Submit"



The video stream will appear in the left hand screen and begin to play automatically. This will be live once the meeting begins. If it does not play automatically, click on the “play” icon in the bottom left corner of the screen to begin. The volume control is next to this. The PowerPoint presentation will appear in the right hand screen.

How to vote

If you have not already voted and wish to vote during the meeting, click on “Click here to vote” in the top menu bar. This will open a new tab in your browser taking you to the *electionz.com* voting page.

You will need your Personal Identification Number (PIN) and password from your voting pack.

By entering the PIN and password for a shareholder, you warrant and undertake that you are authorised to exercise the vote of that shareholder.

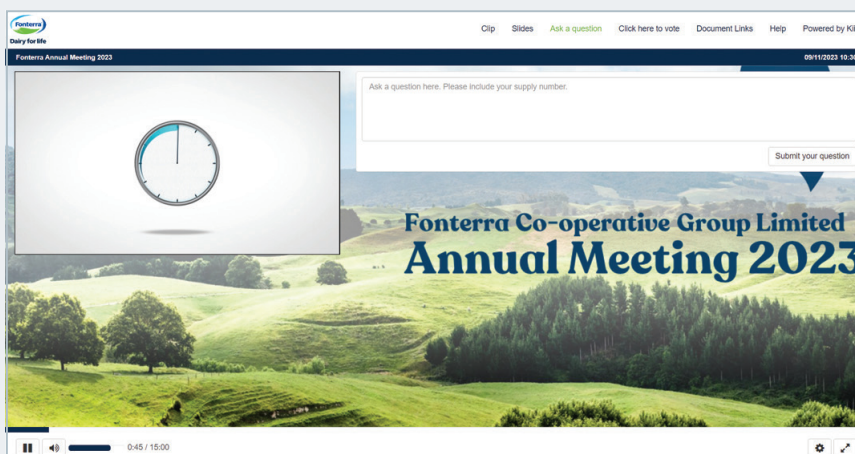
Your PIN and password will not expire, so you can log in as often as you like to complete your voting.

The password is case sensitive and must be entered as it appears on your voting paper.

The Chair will announce to the meeting when online voting on the resolutions opens and closes during the meeting. After voting online, you do not need to submit your Voting Paper and it can be destroyed.

Asking a Question

In the top menu bar, click on “Ask a question”.



Enter your question and Supply Number(s) in the box on the right of the viewing panel and click “Submit your question” to send.

Click on “Slides” in the top menu bar to return to the PowerPoint presentation.

Technical Help

Click on the “Help” button in the top menu bar or phone support will be available on the day of the event and throughout the meeting by calling 09 300 3069.

Document Links

The Meeting Guide and Notice of Special Meeting can be accessed by clicking Document Links in the top menu bar.